

The SALA series of
Vertical froth pumps



Rubber lined & hard metal

Vertical froth pumps

The Metso VF froth pump has been designed to increase the pumpability of frothy slurry.

The principle of operation is similar to that of hydrocyclone separation.

Air is separated from the slurry in a vortex created by the impeller rotation and the tangential inlet to the pump's conical sump.


This results in more efficient pumping at higher capacities and a smooth operation, free from pulsations caused by air locking.

Pump designation

VF 100

Discharge size (mm)

Pump Range



Summary of design features

- Integrated unit for layout flexibility
- Smooth operation of the open vortex created in the sump and vertical "wet end" inlet prevents air locking
- Cantilever design does not require submerged bearings or shaft seals
- Bearing assembly with double protection sealing arrangement to prevent ingress of slurry
- Wear parts are available in a variety of different materials
- Simplified maintenance

Wear parts in the VF pump

Inlet



Impeller



Pump casing /
Lining



Standard pumps are supplied with parts in wear resistant Natural Rubber or High Chrome iron alloy, with a nominal hardness of 600 BHN.

Other wear part materials available. The wear parts have large material sections for extra long wear life and are designed for the toughest applications.

Parts in different materials are fully interchangeable and can be combined for optimum life.

The pump, pump box, and motor, are integrated in one self-contained unit. Simple to install and connect. No alignment or special foundations needed.

The conical tank design with its tangential inlet creates an open vortex.

The vertical inlet prevents air locking by allowing the separated air to rise up along the shaft and exit via the vortex finder.

These pumps with rubber wear parts can run dry for short periods and the metal pumps for unlimited time.

The heavy duty pump shaft is a cantilever design, hanging below the bearing housing. There is no submerged stuffing box, bearings or shaft seals. This design ensures minimum maintenance and eliminates any requirement for water flushing.

The pump shaft is carried in grease lubricated anti-friction bearings.

Impeller clearance is maintained by external axial adjustment of the shaft/bearing assembly. Bearings have double protection seals against the ingress of slurry.

Pumps are supplied with drive guard. V-belt drive and motor are supplied as options. The motor is mounted vertically, with shaft up, on an adjustable motor plate fitted above the tank top, alongside the bearing housing.

The casing on the VF Froth Pump is supported by a beam. The beam is either lowered by hand or a hydraulic jack, depending on the pump size. The beam can be turned out so that the "wet end" parts can be accessed by a lifting device.

The efficient froth pumping!

A centrifugal pump is, in general, a very inefficient air pump. Its performance is drastically affected by air containment in liquids. The concept behind the conical froth pump is to avoid

pumping air and to separate as much air as possible from the slurry before it reaches the pump impeller.

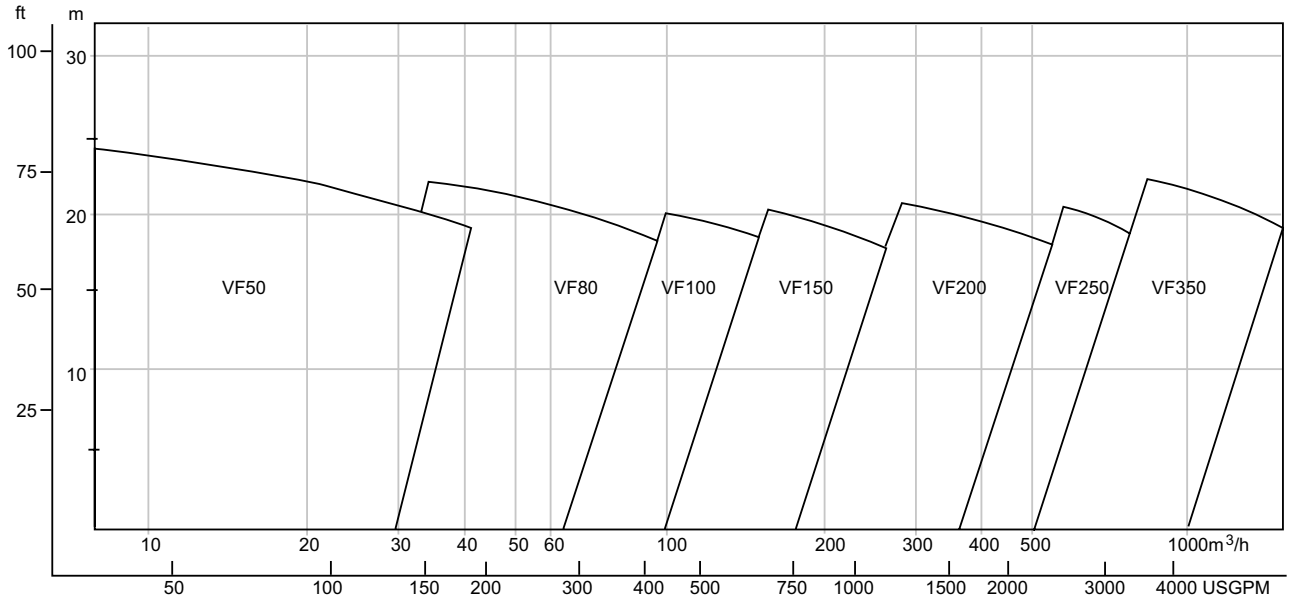


Typical installations

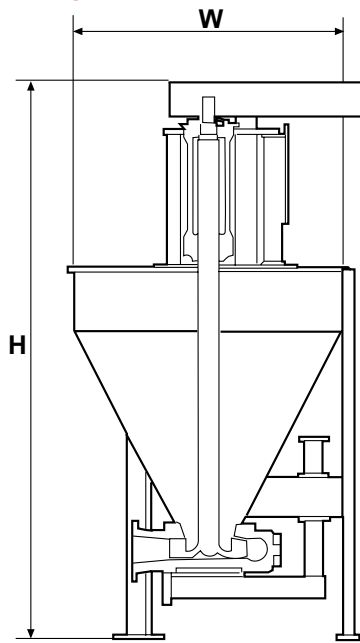
The VF froth pump is ideal for all applications involving handling of air entrained slurries, such as flotation froth in base metal concentrators, phosphate and apatite washing plants and calcium carbonate upgrading plants.

The pump can also be used as a mixing and distribution unit, where dry powder has to be mixed (and wetted) with water. It can also be used with cement in ready mixed concrete and for grouting and injection mixing.

Selection of pump size



Pump dimensions



Options:

- "Wet end" materials: Natural Rubber, Chloroprene, Chlorobutyl, High Chrome Iron, 316 Stainless Steel, CD4MCu
- Rubber lined tank and shaft for wear and corrosion protection

Motor size

Motor size and V-belt drive vary with the pump application. Minimum data required for an approximate pump, speed and drive motor selection:

- Slurry flow rate and type of froth
- Slurry density
- Total discharge head

Other pump products

- XR, HR, MR Rubber Lined Pumps
- XM, HM, MM Hard Metal Pumps
- VS, VSHM, VSMM Vertical Sump Pumps
- VT Vertical Pumps with integrated Tank

Pump discharge*	mm		H		W		Weight**		Tank volume	
	mm	inch	mm	inch	mm	inch	kg	lb	m ³	USG
VF50	50	2	1 600	63	800	31	355	783	0,14	37
VF80	80	3	2 250	88	1 000	39	605	1 334	0,37	98
VF100	100	4	2 700	106	1 400	55	975	2 150	0,82	217
VF150	150	6	2 700	106	1 400	55	1 095	2 414	0,82	217
VF200	200	8	3 760	148	1 850	73	2 700	5 952	2,30	607
VF250	250	10	3 760	148	1 850	73	2 900	6 392	2,30	607
VF350	350	14	4 500	177	2 150	85	5 555	12 245	3,50	925

*VF50 = Vertical Froth, 50mm (2 inch) discharge size.

**Weight figures are for metal parts. For rubber parts reduce weight by 10%.



VF 350



- **Metso Minerals (Sweden) AB**
Norrängsgatan 2, SE-733 38 Sala, Sweden, Phone: +46 224 570 00, Fax: +46 224 169 50
- **Metso Minerals Industries Inc.**
4820 Centennial Blvd, Suite 115, Colorado Springs, Co 80919-3351, USA, Phone: +1 719 471 3443, Fax: +1 719 471 4469
- **Metso Minerals Industries Inc.**
P.O. Box 96, Birmingham, AL 35201, USA, Phone: +1 205 599 6600, Fax: +1 205 599 6623
- **Metso Minerals (South Africa) (Pty) Ltd.**
Private Bag X2006, Isando, Johannesburg, 1600, South Africa, Phone: +27 11 961 4000, Fax: +27 11 397 2050
- **Metso Minerals (Australia) Ltd.**
Level 2, 1110 Hay Street, West Perth, WA 6005, Australia, Phone: +61 8 9420 5555, Fax: +61 8 9320 2500
- **Metso Minerals (India) Pvt Ltd**
1th floor, DLF Building No. 10, Tower A, DLF Cyber City, Phase - III, Gurgaon - 122 002, India, Phone: +91 124 235 1541, Fax: +91 124 235 1601
- **Metso Perú S.A.**
Calle 5 Nro. 144, Urb. Industrial Vulcano, Ate, Lima 03, Peru, Phone: +51 1 313 4366, Fax: +51 1 349 0913
- **Metso Minerals (Chile) S.A.**
Av. Los Conquistadores 2758, Piso 3, Providencia, Santiago, Chile, Phone: +56 2 370 2000, Fax: +56 2 370 2039
- **Metso Brasil Indústria e Comércio Ltda.**
Av. Independência, 2500 Éden, 18087-101 Sorocaba-SP - Brazil, Phone: +55 15 2102 1300

www.metso.com
 E-mail: minerals.info@metso.com
 Pumps information at
 www.metso.com/pumps

