

Practical considerations on improved feeding arrangements for cone crushers

Alex Scott



Improving Processes. Instilling Expertise.



Feeding Arrangements

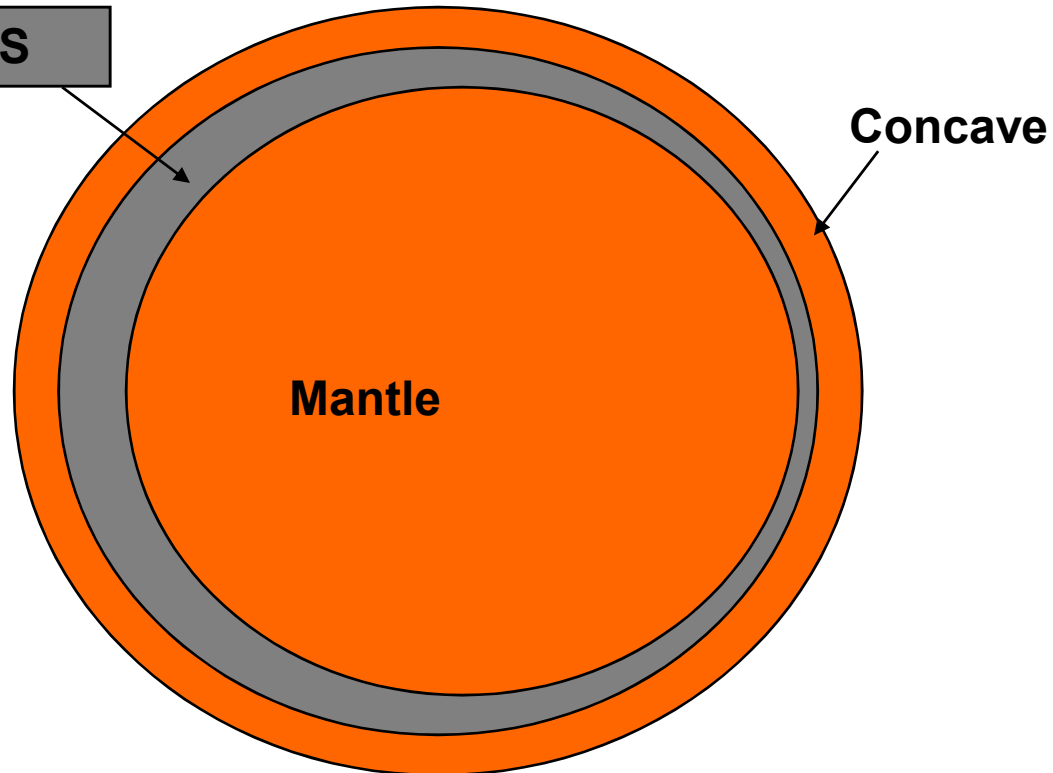
- **Functionality of a cone crusher.**
- **The negative effects of poor feeding---how poor feeds cause extra costs to the operation and reduce productivity**
- **Some ideas how we can determine the source.**
- **Some ideas how to prevent and cure, reduce costs, increase plant and equipment utilisation and generally increase profitability.**

Cone Crusher Function

- **A cone crusher has an annular crushing chamber.**
- **The CSS runs around the chamber so the action is basically rotational.**
- **Raw material enters the chamber on the OSS and is crushed one half revolution later by the CSS.**
- **This cycle takes place in most cone crushers 5 to 6 times per second**

Function


OSS → CSS → OSS



CSS followed 180° later by OSS



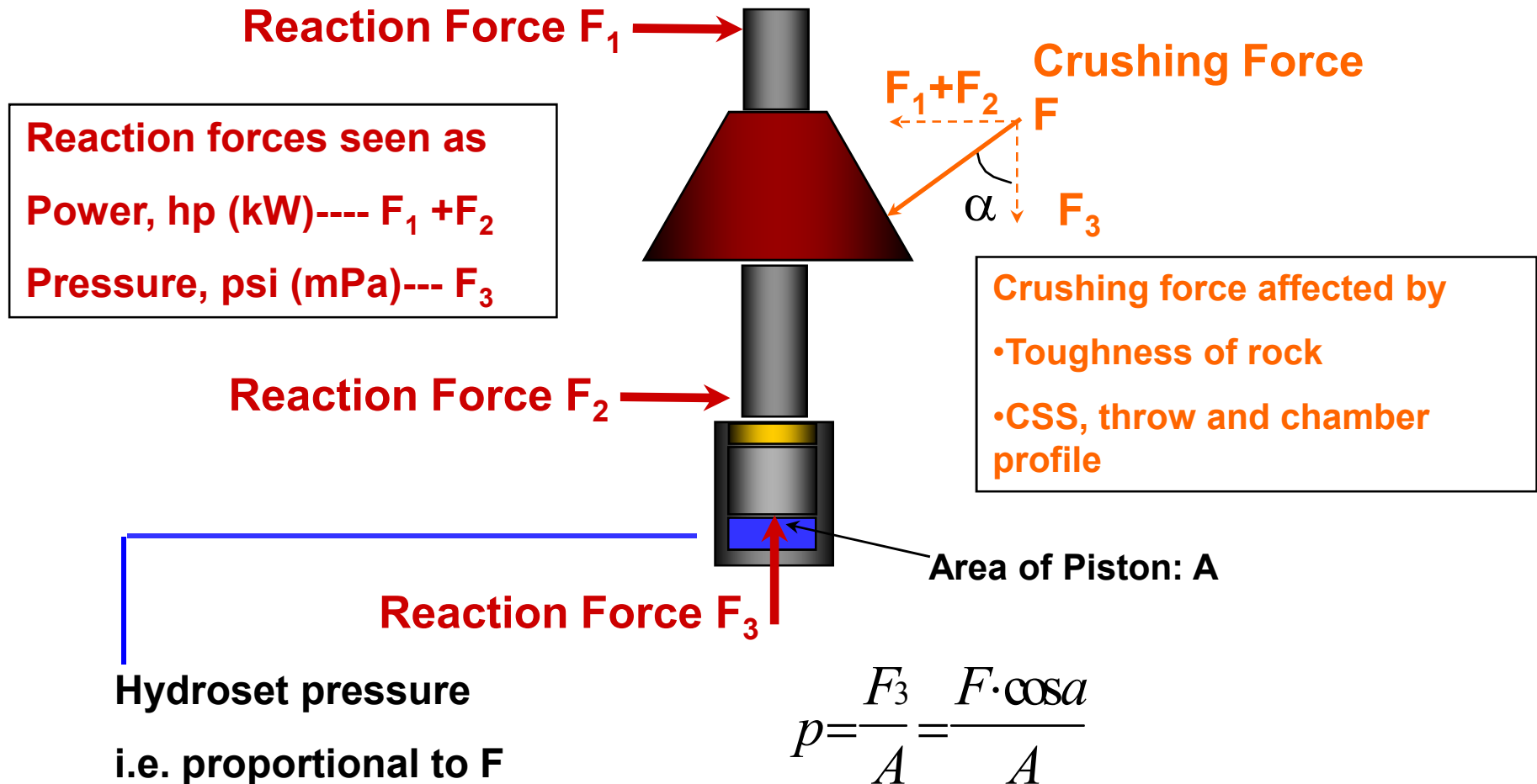
Function



srp_ny.mpg

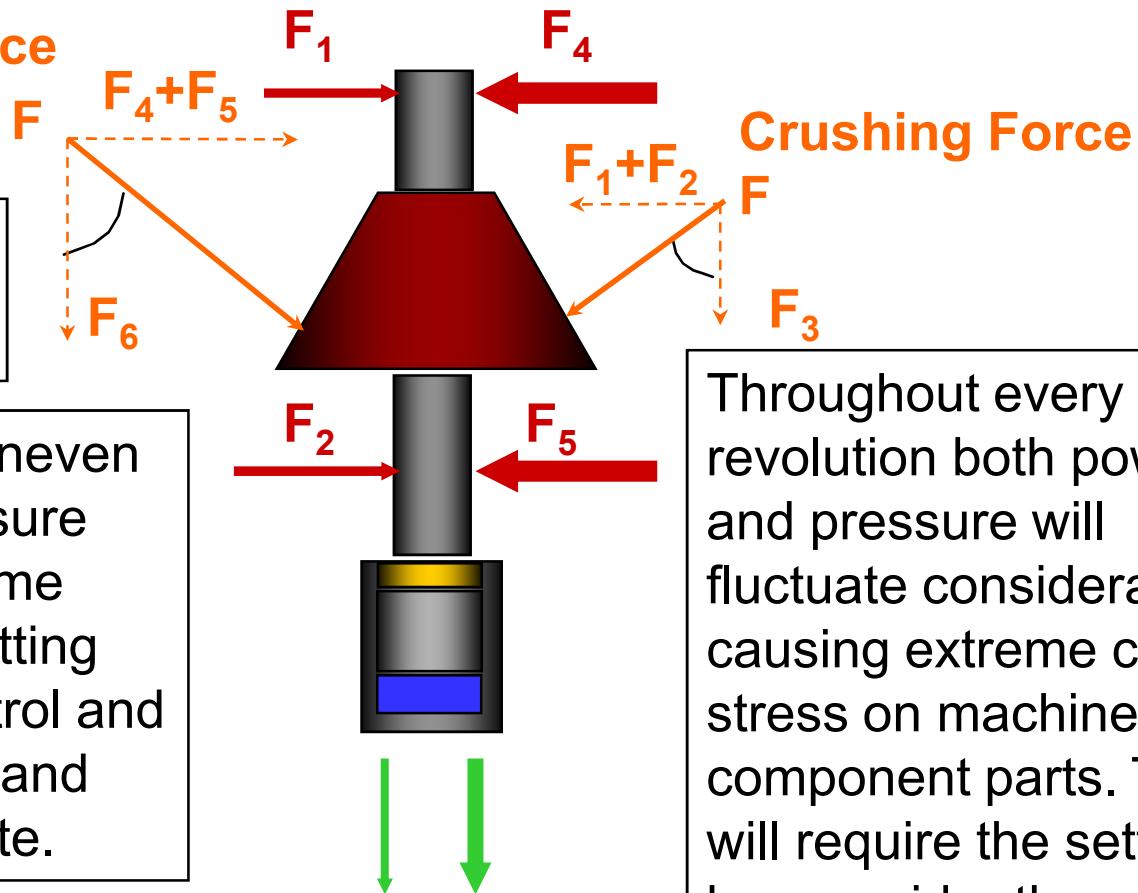
Reaction to well distributed, unsegregated feed

A similar crushing force will be seen throughout each and every revolution



Reaction to uneven, segregated feed

Crushing Force



$$F_4 + F_5 > F_1 + F_2$$

$$F_3 > F_6$$

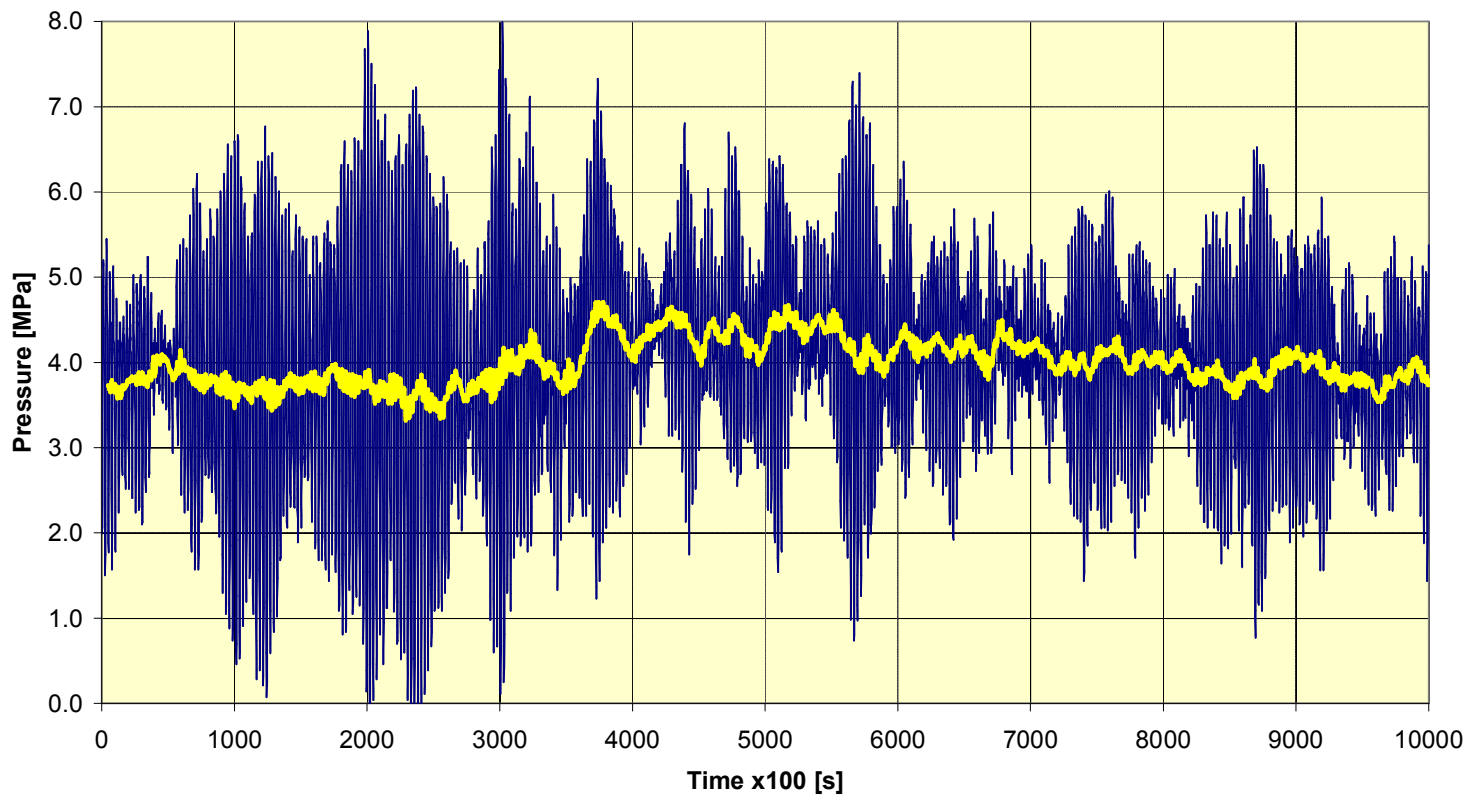
As wear becomes uneven the power and pressure fluctuation will become exaggerated, the setting more difficult to control and the product grading and quality will deteriorate.

Zero reaction at any point during the revolution will suggest a portion of the chamber is empty

Throughout every revolution both power and pressure will fluctuate considerably, causing extreme cyclic stress on machine component parts. This will require the setting to be run wider than necessary

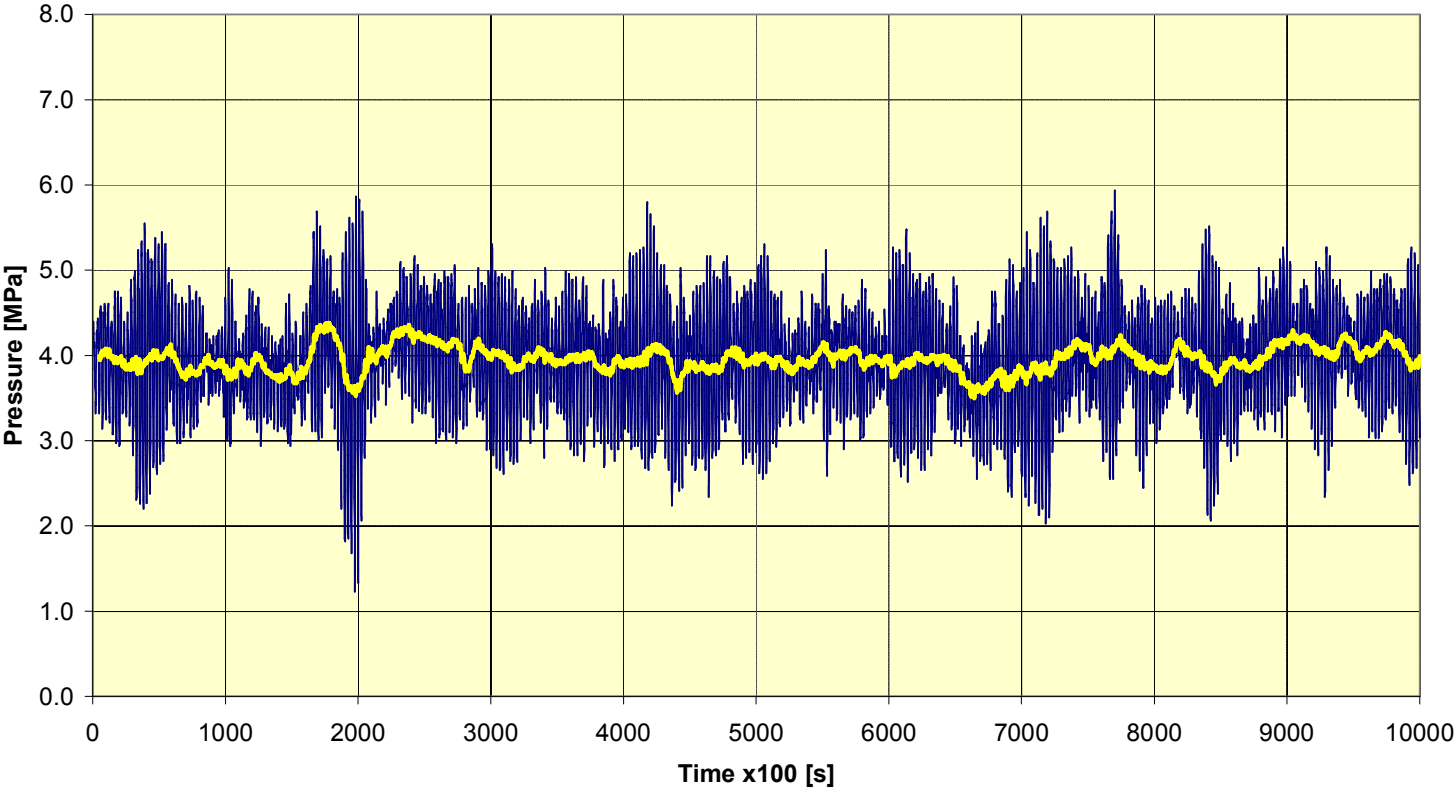
Misaligned feeding at El Teniente, Chile CH880, tertiary application

Misaligned/segregated feed
- High pressure amplitudes

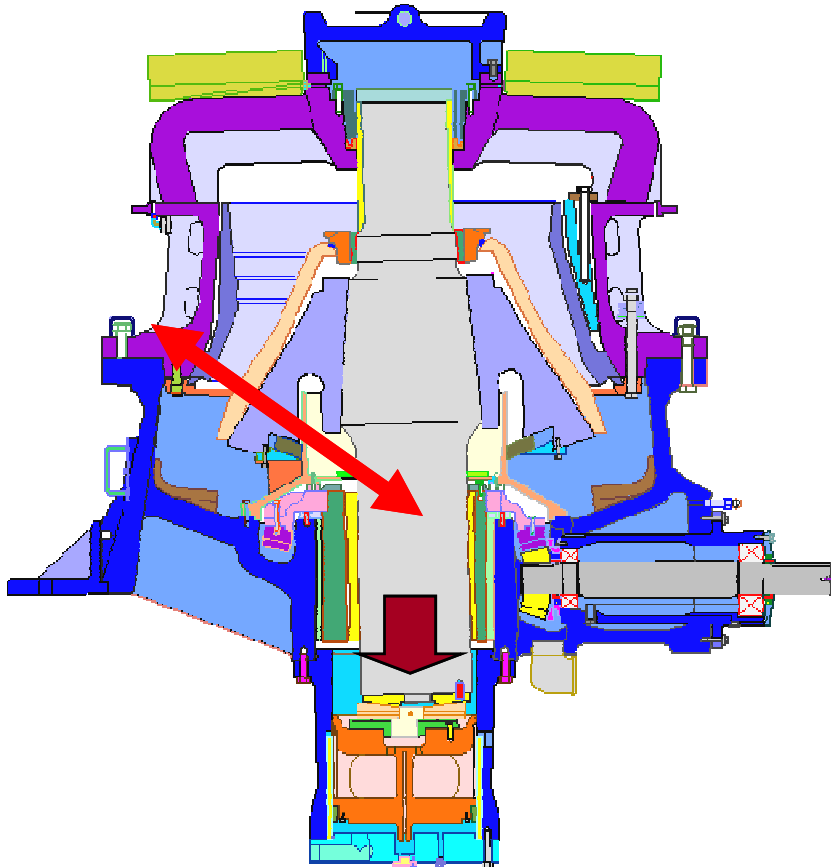


Improved segregation

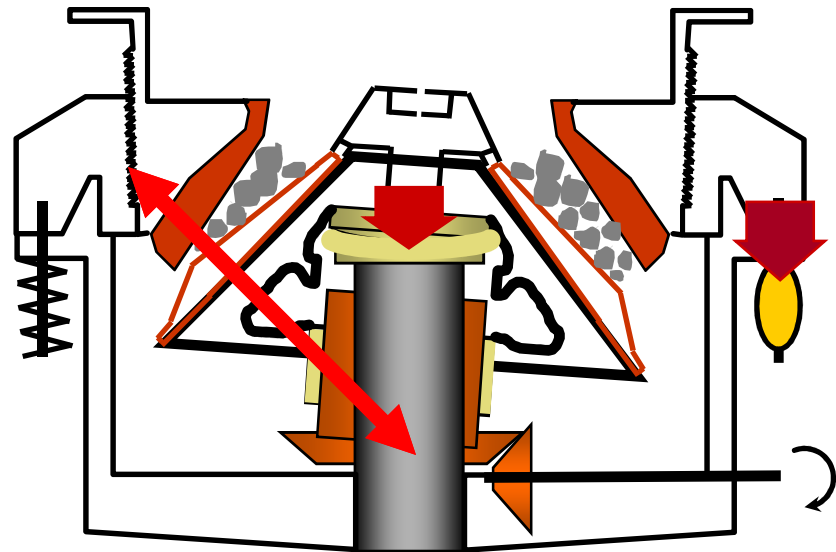
Aligned feed
- Low pressure amplitudes



Effects of vertical crushing force



Vertical force taken by single hydraulic cylinder

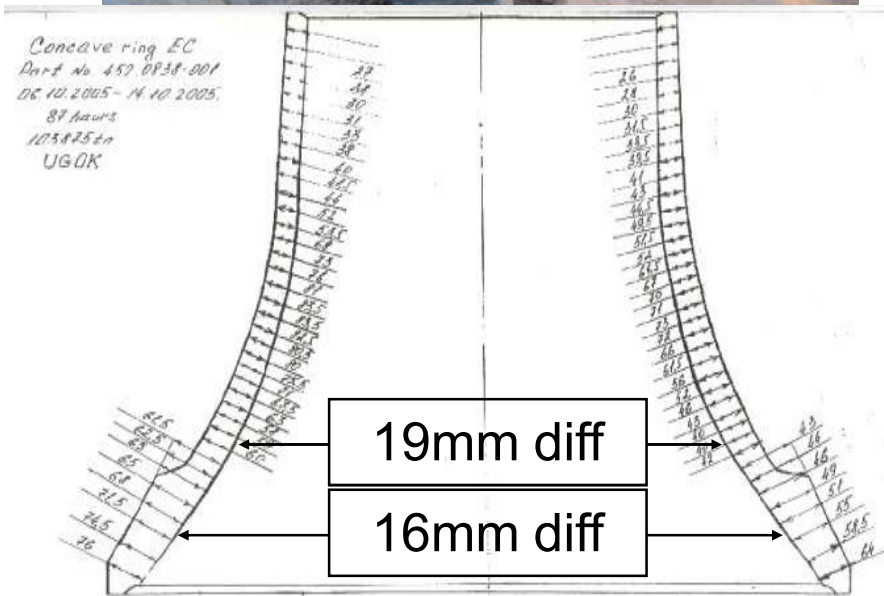


Vertical force taken by cylinders used to hold topshell to bottomshell

What are the negative effects?

- High power and pressure will cause the crusher to be run at wider than necessary settings resulting in coarser product therefore higher recirculating loads with increased conveying, wear and crushing **costs**.
- Occasionally the necessity for increased crushing will demand **increased capital investment**.
- Segregated and poorly distributed feeds will cause the crusher liners to wear unevenly, again with deteriorating performance and associated **costs**.
- Product will become coarser and cubicity, often in critical products, will deteriorate. **Costs??**
- Segregation and uneven wear will cause reduction in liner life through premature exchange. **Costs??**
- Segregation and uneven wear will cause reduction in mechanical component life, often leading to traumatic failure and the **costs of unplanned stoppages**.
- **ALL IN ALL CONSIDERABLE COST TO THE OPERATION.**

Negative effect of uneven wear



Demands much higher scrap weight----increased operating costs

Early Prevention

- During the **design** stage, whether a new plant or plant extension or replacement crusher is being planned, careful consideration is required to the design of the feeding arrangement.
- Material normally arrives in a stream, from a conveyor, feeder or chute—the need is for **even full width distribution with no segregation**.
- Height can be an ally when available and employed to constrain material, change flow direction, combat segregation and remove impact, but a **deadly enemy** when working against us.
- Flexibility in design---e.g.... the opportunity to alter the position and speed of the material discharge point and trajectory.
- Each feed arrangement design is unique, can be complex and may require several compromises
- **THE OPERATIONAL SUCCESS AND OVERALL OPERATING COST OF THE INSTALLATION WILL DEPEND ON A SATISFACTORY DESIGN.**

Poor Feeds

Some causes and detrimental effects

Variable feeds

- **Cone crushers work at their best when the chamber is full and there is a constant feed of material.**
- **In many situations this is not the case. Feeds vary for many reasons such as, poor recovery from stockpiles, process fluctuations, poor feed control.**
- **Fluctuation in rate will affect material trajectory and distribution into the chamber.**
- **Variations in flow rate are easily controlled by surge bins with feeders—either vibrating or belt. Level monitors will ensure both bin and crusher feed hopper always have material present.**
- **However bins and feeders don't necessarily ensure a well distributed , homogenised feed. The process of discharging from a conveyor to a bin causes segregation—take care!!**

Variable feed conditions

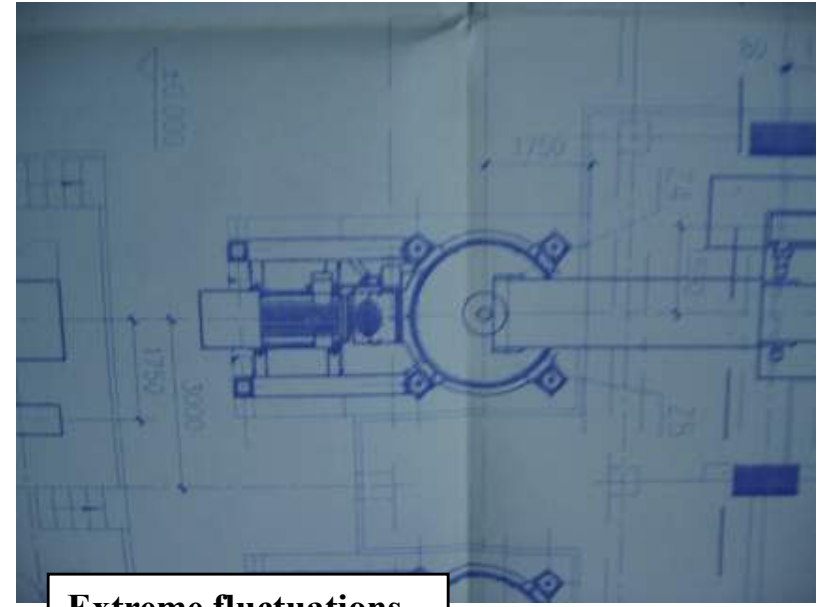


H7800 EC handling molybdenum ore in China

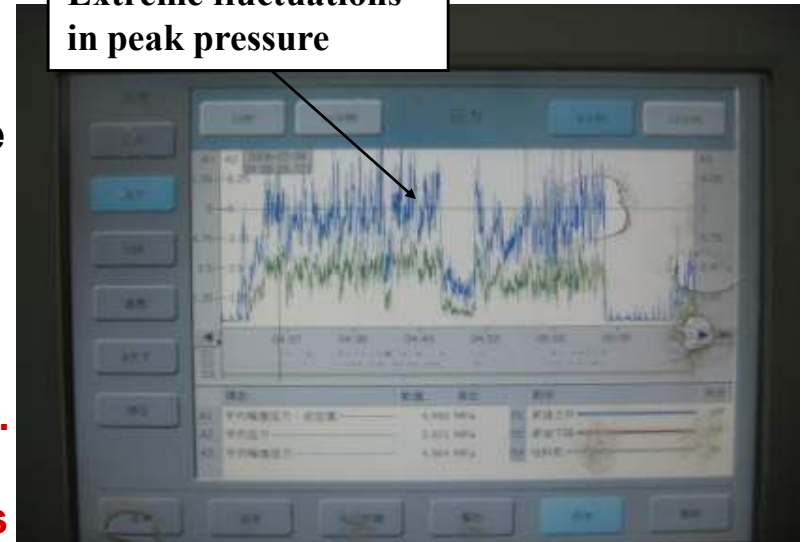


MVI_2285.AVI

Variable feed conditions



Extreme fluctuations
in peak pressure



There is no choke.
There is segregation.
There is extremely poor distribution.
There is oversize product causing more work for the tertiary.
There is a high risk of component failure.
There is uneven wear on liners.

Possible solutions.

A hopper should have been included at design stage.
A pre-screen should have been considered.
Reduce crusher's volumetric capacity if the facility is available.

Segregation in crusher hopper




Segregation is the enemy of optimum crusher performance and operating costs

Remember: crushers operating under conditions as indicated above, suffer from cyclic pressure peaks and cannot safely be operated at settings reasonable with a non-segregated feed.

Larger settings mean less reduction with subsequent increased costs as oversize is returned to the crusher, reducing net capacity, or to another unit—possibly a new investment .

Segregation in bins



2 x CH440 fed from same bin

Distribution is OK but improve segregation with splitter in hopper of crusher A



2 x CH660 with EC chambers fed from same bin.

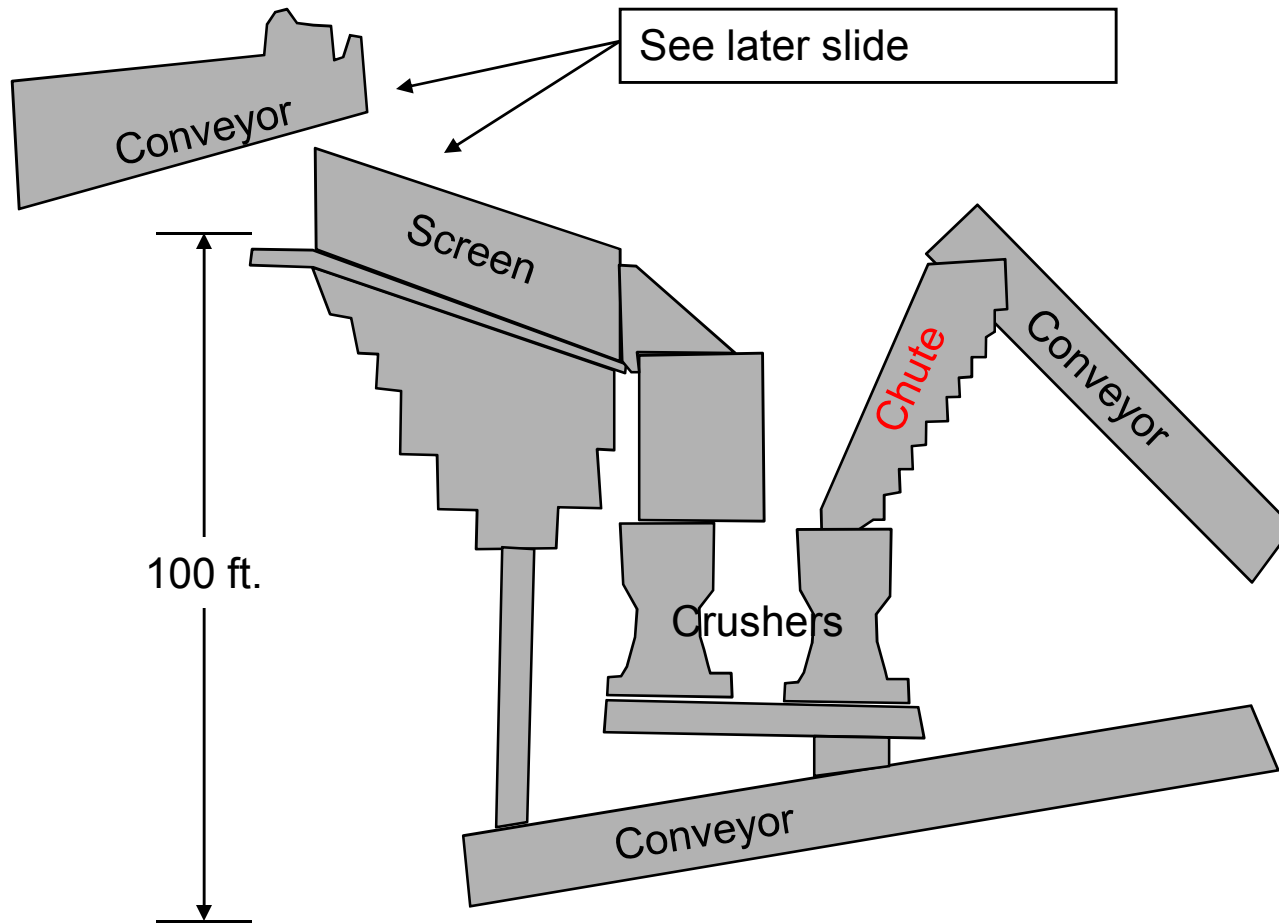
Allow continued segregation but divide surge bin and change to finer liner in left hand crusher

Types of Feeding Arrangements

Segregation in the feed material is caused by

- The fraction length-- long fractions i.e. 3"x 1/2" segregate easily short fractions less so i.e. 3"x 2", 1"x 1/2".
- The type of machine or feed arrangement used to present material to the crusher.
- Process conditions such as intermittent feed
- Plant design and layout such as recirculation conveyors discharging at an angle.
- Different feed arrangements have different advantages and disadvantages.
- Here are a few points to consider for the different arrangements

Inclined chute—poor example



The **chute** is so long that the feed into the crusher is not really under control.

The large sizes will roll and accelerate – the finer will slow down.

Solution

Surge bin and feeder, possibly belt

Inclined chute—poor example



2 deck screen feeding to CS440

Solution

More height--might give the opportunity to remix?

Less height-- by removing screen to ground level, replacing chute with bin and connecting with conveyor?


Problem

A screen directly ahead of a crusher guarantees segregation. The chute only serves to aid the problem.

Screen is often employed where there is a need to remove fines but have a relief deck on top. This situation creates severe segregation.



Inclined chute-good example



An inclined chute, perhaps with the advantage of a short fraction, can work well and assist distribution.

If a static distribution box or splitter is used, a more than adequate feed can be presented to the crusher, especially if the inclination of the chute can be adjusted.

Adjustment chain

Level monitor

Wet processed sand and gravel

Inclined belt conveyors

A common feed method, but unless considerable care is taken, possibly the most unsatisfactory method of feeding cone crushers.

- Material is segregated by the “tamping” action of the idler sets as material passes over.
- Belt speed.
 1. Material leaving the end pulley follows a parabola. The path depends on the speed of the belt.
 2. Coarse material, with greater mass, will tend to travel further than finer material.
 3. This segregation will become more pronounced the greater the differential size and the higher the conveyor speed.
- Belt width. Improvement in materials and restrictions on capital investment have possibly created a trend towards narrower but higher speed belts. These not only segregate but lack the capability to distribute sufficiently.
- Discharge height.

Belt width and speed



S4800 BAD FEED.MPG



S4800 BETTER FEED.MPG

Belt feeders

Belt feeder before a CH870



A compact low design with lower speed should give improved vertical trajectory and an opportunity to spread material across the feed hopper width.

N.B. Still some segregation, perhaps caused as material is fed into the bin. Full width feed and vertical discharge stream allow for an effective de-segregation device in the crusher hopper.



Vibrating feeders

Probably the most common feed device.

Has excellent control over the feed rate but due to it's vibration, like a screen, has the tendency to segregate.

The longer the feeder body the greater the tendency.

Discharges material in the form of a parabola which will alter dependant on feed rate.



Narrow, high angled vibrating feeders, cause poor distribution.

In cases where there are large lumps a simple vertical breaking curtain provides a good solution

Gates



Moveable bin
CH440

Distributor
support



Chute and gate
CH440
Leicester, UK

Level monitor



One advantage is that it is easy to arrange a choke feed without spillage.

NB inclined chute can still segregate

Gate operation can be electrical, pneumatic or hydraulic.

Design of feed arrangements

Some possible solutions



Man access to permit wear and blockage inspection on larger crushers.

Static distribution boxes



Note
flow
around
chamber

The use of a static distributor for small and medium size F & MF cone crushers

A simple three section static splitter using the spider cap as base for the central compartment.

The outer compartments can be moved inwards and outwards to fine tune.

The material stream has to fall over the entire width.

The effect of wear has to be maintained.

Static splitter boxes

Note ceramic inserts to extend life



Larger number of compartments based on the riffle box sample divider.

Tailor made to receive feed from a vibrating feeder.

Effective in presenting a well distributed homogenized feed



Easily removed

Material characteristics

- Abrasive materials not only cause wear on the crusher liners but will cause wear on chute work and distributors



H7800EF crushing iron ore in Ukraine showing centralised feed from conveyor, and attempt to de-segregate using finger splitter.



Distributor showing signs of wear. Eventually through lack of maintenance distributor became ineffective

Horizontal segregation

- **Until now we have looked primarily at the most common problem of segregation in the vertical plane.**
- **However there are also severe problems caused with segregation in the horizontal plane. This is the most difficult to solve especially on larger crushers.**
- **Horizontal segregation is often made more difficult as it is often accompanied by a significant differential in volume.**
- **Sandvik's largest cone crusher, the CH880 (H8800) has a feed hopper diameter of 2750mm or approx 9ft.**

Horizontal segregation



Reclaim feeders from storage bins distribute different fractions unevenly across width of the belt.
Distribution box fitted to crusher cannot de-segregate nor adjust uneven volume.

Coarser & lower volume

Finer & higher volume



Rotating feed distributors

Perhaps the only solution to horizontal segregation



Material must be concentrated and fall vertically onto the centre of the rotating plate.

There must be no horizontal component of velocity to cause a flow-rate variation.

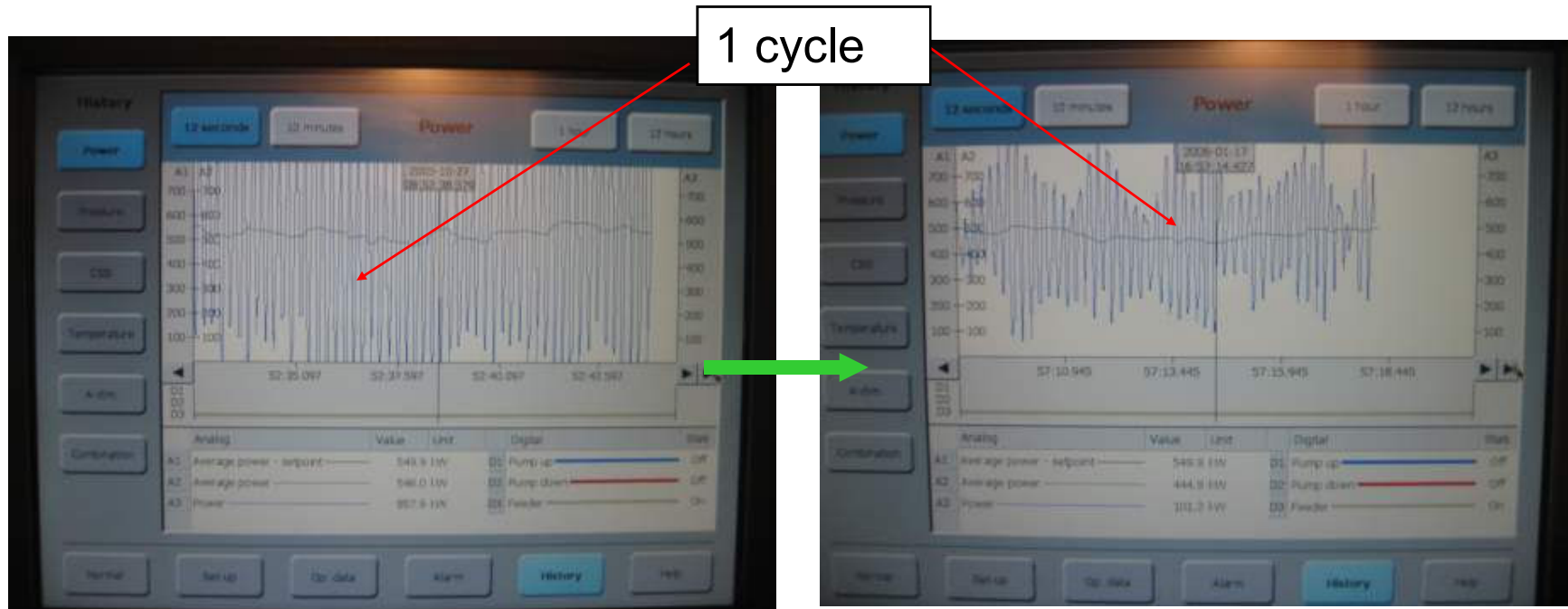
The RFD must be sufficiently large to accommodate the largest pieces.



Prototype fitted to CH870 in Ukraine

Typical examples of Reds-hydraulically or electrically driven

Improvements after fitting an RFD



Pre RFD

27. 10. 05

Extreme peaks

Extreme fluctuation

0 kW suggests that at one side of the chamber there is no resistance-no material.



10. 01. 06

Post RFD

17. 01. 06

Extreme peaks reduced in magnitude and numbers.

Extreme fluctuations significantly reduced

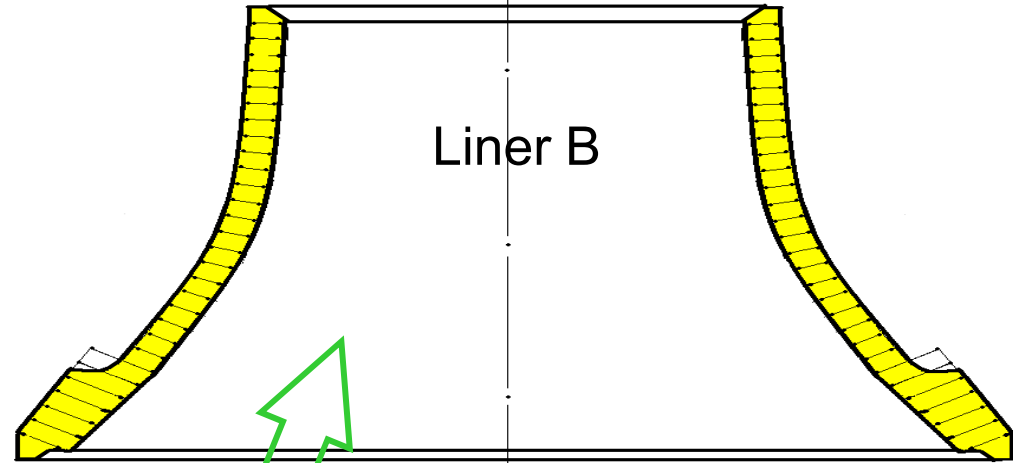
Wear life improvement after fitting RFD

166hours
145311tonnes
875tph

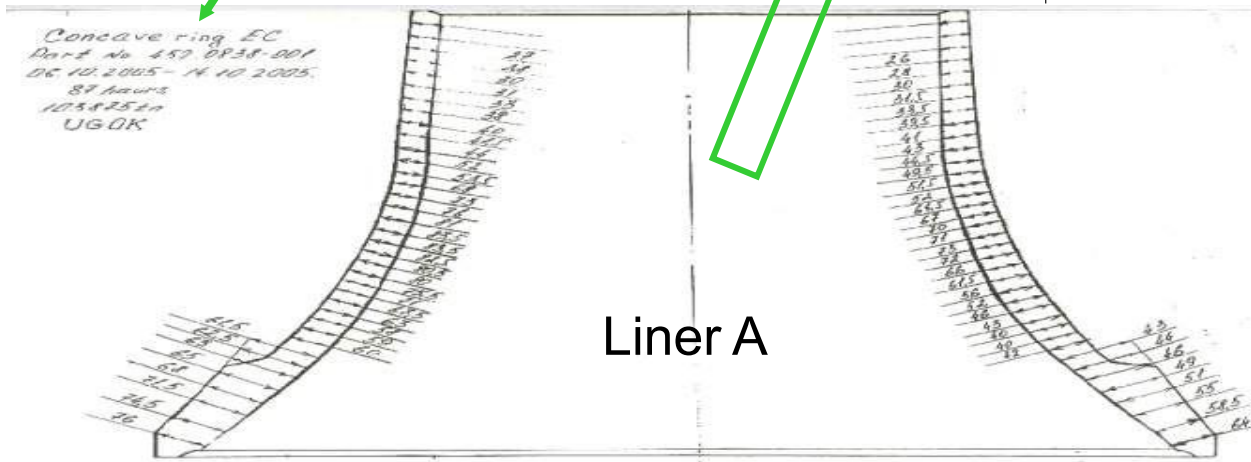
*This information will tell o structure Concave ring C part No 452.2255-001
 Operating time of 166 hours
 Ore processing 145311 tons
 The size A before 297 mm
 The size A after 131 mm*

87 hours
103875 tonnes
1194tph

32
33
34
35
36
37
37
38
38
45
52
53
56
57
58
60
60
62
62
59
57
56
63
52
51
49
48



34
35
37
38
40
40
41
42
43
44
53
55
58
59
60
62
62
59
59
60
52
44
44



Cost comparison

	Liner A	Liner B
Hours	87	166
Tons	103875	145311
Tons/hr	1194	875
Average setting	3 ¹ / ₄ " (80mm)	2 ³ / ₈ " (60mm)
% oversize	47	22
Tons/hr oversize	561	193
Additional cost assuming \$0.5/ton	\$280/hour	\$96.5/hour
Wear cost (assuming \$8000 per set)	8000/633 x 87 =\$0.145/ton of product	8000/682 x 166 =\$0.071/ton of product

Summary

Poorly designed crusher feeds leading to segregation or uneven distribution are extremely costly and often remain so for the life of the operation. These costs result from

- 1. Re-crushing oversize through running crushers wider than necessary.**
- 2. In serious cases increased capital expenditure.**
- 3. Conveying and wear costs as oversize is transported around the plant.**
- 4. Poor utilisation of manganese liners through uneven wear.**
- 5. Poor utilisation of component parts through extreme cyclic overloading.**
- 6. In serious case traumatic unplanned mechanical failures.**
- 7. Lost business opportunities.**

Improved feeding

We hope we have given an insight into some causes, consequences and possible solutions to poor feeding.

Segregation and /or poor distribution, if they already exist can and should be improved.

Thank you for your kind attention

www.quarryacademy.com



Improving Processes. Instilling Expertise.

DYNO
Dyno Nobel



SANDVIK